





# E-BIKES

Also referred to as an electric mountain bike (eMTB), a type of motor vehicle with two wheels attached to a frame, one behind the other, equipped with fully operable pedals and an electric motor of less than 750 watts that meets the requirements of one of the following three classes.

	DESCRIPTION	PEDAL OPERATED ONLY	MAXIMUM MOTOR-ASSISTED SPEED	LICENSE PLATE	HELMET SUGGESTED
BICYCLE	 BICYCLES are two wheeled vehicles with a rear drive and propelled solely by human power using pedals.	YES	N/A	NO	YES
E-BIKE	 CLASS 1 E-BIKES are equipped with a motor that provides assistance only when the rider is pedaling and that ceases to provide assistance when the e-bike reaches the speed of 20 miles per hour.	YES	20 MPH	NO	YES
E-BIKE	 CLASS 2 E-BIKES are equipped with a motor that may be used exclusively to propel the e-bike and that ceases to provide assistance when the e-bike reaches the speed of 20 miles per hour.	NO	20 MPH	NO	YES
E-BIKE	 CLASS 3 E-BIKES are equipped with a motor that provides assistance only when the rider is pedaling and that ceases to provide assistance when the e-bike reaches the speed of 28 miles per hour.	YES	28 MPH	NO	YES

