

Invitation to the Interagency Wildland Fire Retardant Reporting System

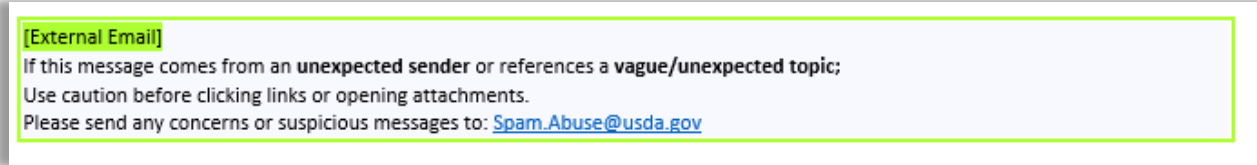
You have been invited to access the Interagency Wildland Fire Retardant Reporting System. The invitation sent to you will eventually expire, so please follow these steps as soon as possible:

Step 1 – Locate and accept Invitation Email

- You will receive an invitation from no-reply@sharepointonline.com titled “[Name of Admin] has invited you to Interagency Wildland Fire Retardant Intrusion Reporting System” at the email address you have provided us for access (if you are a Forest Service employee, it will be sent to your usda.gov email address). If you don’t see this email, be sure and check your junk mail folder.
- The body of the email will appear similar to the following:



- If you are receiving the invitation at your work email address (such as usda.gov), you may see a banner similar to this:




- To proceed, click on the link “Go To Interagency Wildland Fire Retardant Intrusion Reporting System”


Step 2 – Register/Sign-In

- You will be presented with two login options:

Welcome to SharePoint Online

To accept your invitation, sign in with a Microsoft account or an account assigned to you by your organization. By signing in you allow FireNet to use your basic profile (name and email address) in accordance with their privacy statement. FireNet has not provided links to their terms for you to review. You can remove these permissions at myapps.microsoft.com.

 **Microsoft account**
Sign in with the account you use for OneDrive, Xbox LIVE, Outlook.com, or other Microsoft services.


 **Organizational account**
Sign in with the account provided by your work or school to use with Office 365 or other Microsoft services.

Don't have either account? [Create a Microsoft account, it's quick and easy!](#)

- Organizational account
 - **This is the recommended option** if your employer uses Office 365 or other Microsoft services (if you are USDA, DOI or BLM select this option)
 - Depending on your organization, this option may require a work issued computer and possibly a VPN connection.
- Microsoft account
 - You can sign in with a personal Microsoft account (outlook.com, hotmail.com, live.com).









Step 3 – Getting Started

- The login option you chose in step 2 will be the account used anytime you access the Interagency Wildland Fire Retardant Intrusion Reporting System.
- Save a bookmark to <https://firenet365.sharepoint.com/sites/retardantintrusion>.
- Check out the “Application User Guide” for more information



Interagency Wildland Fire Retardant Intrusion

[Submit Report](#)

 Pending Resource Advisor	 Pending Assessment	 Pending Final Review	 Completed Reports
 All Intrusion Reports	 End of Year 5% Assessments	 Application User Guide	 Legacy Data

