








**APE CAVE INTERPRETIVE SITE
ENTRY RESTRICTIONS EXHIBIT B
Closure Number 06-03-01-21-02
Gifford Pinchot National Forest 360-891-5000**

Legend

-  INTERPRETIVE SITE
 -  Area Closure
 -  USFS Admin Boundary
 -  National Forest Land
 -  Trails
- NFS Roads**
-  2 - High Clearance Vehicles
 -  3 - Suitable for Passenger Cars

