








## Seasonal and Special Vehicle Designations

Route Number	Legend	Special Vehicle Designation	Dates Allowed	Beginning Mile Post	Ending Mile Post
120(W)	 Roads open to all Vehicles, with Seasonal Designation	All Highway Legal Vehicles	01/01-12/31	4.150	4.690
120(W)	 Roads open to all Vehicles, with Seasonal Designation	All Non-Highway Legal Vehicles, Class 1 e-bikes, Class 2 e-bikes, and Class 3 e-bikes	09/01-02/29	4.150	4.690
120(W)	 Roads open to all Vehicles, with Seasonal Designation	Seasonal Designation	09/01-02/29	0.600	4.150
147B	 Roads open to all Vehicles, with Seasonal Designation	All Highway Legal Vehicles	01/01-12/31	0.000	1.300
147B	 Roads open to all Vehicles, with Seasonal Designation	All Non-Highway Legal Vehicles, Class 1 e-bikes, Class 2 e-bikes, and Class 3 e-bikes	10/01-12/31	0.000	1.300
177E	 Roads open to all Vehicles, with Seasonal Designation	All Highway Legal Vehicles	01/01-12/31	2.930	7.660
177E	 Roads open to all Vehicles, with Seasonal Designation	All Non-Highway Legal Vehicles, Class 1 e-bikes, Class 2 e-bikes, and Class 3 e-bikes	10/01-12/31	2.930	7.660

177W		Roads open to all Vehicles, with Seasonal Designation	All Highway Legal Vehicles	01/01-12/31	2.120	3.030
177W		Roads open to all Vehicles, with Seasonal Designation	All Non-Highway Legal Vehicles, Class 1 e-bikes, Class 2 e-bikes, and Class 3 e-bikes	10/01-12/31	2.120	3.030
208		Roads open to all Vehicles, with Seasonal Designation	All Highway Legal Vehicles	01/01-12/31	0.000	11.000
208		Roads open to all Vehicles, with Seasonal Designation	All Non-Highway Legal Vehicles, Class 1 e-bikes, Class 2 e-bikes, and Class 3 e-bikes	09/01-02/29	0.000	11.000

<p>223, 40210, 40280, 43170, 43180, 46540, 591, 591A, 637, 637A, 706, 749, 749A, 794, 863, 863AC, 887A, 98AAC, B18A, C18, C18J, C23G, C23GAC, C25M, C26AAC, C31E, C32B, C32C, C35E, C36A, C47, C47CC, C52, C56C, C58A, C58B, C61, C62A, C64C, C64D, C73C, C91, D77A, D78A, E19A, E21, E23A, W27, W27C, W33, W33A, W33B, W51A, W60, W60A, W60C, W63, W63B</p>		<p>Roads open to all Vehicles, with Seasonal Designation</p>	<p>Seasonal Designation</p>	<p>09/01-02/29</p>		
<p>2237</p>		<p>Roads open to all Vehicles, with Seasonal Designation</p>	<p>All Highway Legal Vehicles</p>	<p>01/01-12/31</p>	<p>0.000</p>	<p>2.001</p>
<p>2237</p>		<p>Roads open to all Vehicles, with Seasonal Designation</p>	<p>All Non-Highway Legal Vehicles, Class 1 e-bikes, Class 2 e-bikes, and Class 3 e-bikes</p>	<p>10/01-12/31</p>	<p>0.000</p>	<p>2.001</p>

236		Roads open to all Vehicles, with Seasonal Designation	All Highway Legal Vehicles	01/01-12/31	0.000	4.900
236		Roads open to all Vehicles, with Seasonal Designation	All Non-Highway Legal Vehicles, Class 1 e-bikes, Class 2 e-bikes, and Class 3 e-bikes	10/01-12/31	0.000	4.900
271, 271A, WP826		Special Vehicle Designation	Four Wheel Drive Non-Highway Legal Vehicles Wider Than 50 Inches, All Wheeled Vehicles 50 Inches Wide or Less, Class 1 e-bikes, Class 2 e-bikes, and Class 3 e-bikes	01/01-12/31		
37A		Roads open to all Vehicles, with Seasonal Designation	All Highway Legal Vehicles	01/01-12/31	0.000	4.928
37A		Roads open to all Vehicles, with Seasonal Designation	All Non-Highway Legal Vehicles, Class 1 e-bikes, Class 2 e-bikes, and Class 3 e-bikes	10/01-12/31	0.000	4.928
44420		Roads open to all Vehicles, with Seasonal Designation	All Highway Legal Vehicles	01/01-12/31	0.000	0.300
44420		Roads open to all Vehicles, with Seasonal Designation	All Non-Highway Legal Vehicles, Class 1 e-bikes, Class 2 e-bikes, and Class 3 e-bikes	09/01-02/29	0.000	0.300
44421		Roads open to all Vehicles, with Seasonal Designation	All Highway Legal Vehicles	01/01-12/31	0.000	1.670

44421		Roads open to all Vehicles, with Seasonal Designation	All Non-Highway Legal Vehicles, Class 1 e-bikes, Class 2 e-bikes, and Class 3 e-bikes	09/01-02/29	0.000	1.670
44450		Roads open to all Vehicles, with Seasonal Designation	All Highway Legal Vehicles	01/01-12/31	0.000	3.500
44450		Roads open to all Vehicles, with Seasonal Designation	All Non-Highway Legal Vehicles, Class 1 e-bikes, Class 2 e-bikes, and Class 3 e-bikes	10/01-12/31	0.000	3.500
44450AC		Roads open to all Vehicles, with Seasonal Designation	All Highway Legal Vehicles	01/01-12/31	0.000	0.030
44450AC		Roads open to all Vehicles, with Seasonal Designation	All Non-Highway Legal Vehicles, Class 1 e-bikes, Class 2 e-bikes, and Class 3 e-bikes	10/01-12/31	0.000	0.030
44453		Roads open to all Vehicles, with Seasonal Designation	All Highway Legal Vehicles	01/01-12/31	0.000	0.400
44453		Roads open to all Vehicles, with Seasonal Designation	All Non-Highway Legal Vehicles, Class 1 e-bikes, Class 2 e-bikes, and Class 3 e-bikes	10/01-12/31	0.000	0.400
46590		Roads open to all Vehicles, with Seasonal Designation	All Highway Legal Vehicles	01/01-12/31	0.000	1.250
46590		Roads open to all Vehicles, with Seasonal Designation	All Non-Highway Legal Vehicles, Class 1 e-bikes, Class 2 e-bikes, and Class 3 e-bikes	10/01-12/31	0.000	1.250

46590AC		Roads open to all Vehicles, with Seasonal Designation	All Highway Legal Vehicles	01/01-12/31	0.000	0.020
46590AC		Roads open to all Vehicles, with Seasonal Designation	All Non-Highway Legal Vehicles, Class 1 e-bikes, Class 2 e-bikes, and Class 3 e-bikes	10/01-12/31	0.000	0.020
510		Roads open to all Vehicles, with Seasonal Designation	All Highway Legal Vehicles	01/01-12/31	6.342	8.478
510		Roads open to all Vehicles, with Seasonal Designation	All Non-Highway Legal Vehicles, Class 1 e-bikes, Class 2 e-bikes, and Class 3 e-bikes	01/01-01/02,03/13-10/31,11/23-11/28,12/25-12/31	6.342	8.478
517A, 902, C09B, C09C, C10, C10B, C10C, C23A, C23B, C23F, C25N, C26A, C96D, C96F, W07, W07D, W15, W53A, W53C, W54A, W55A, W55B, W55C, W59B		Roads open to highway legal vehicles only, with Seasonal Designation	Seasonal Designation	09/01-02/29		
520		Roads open to all Vehicles, with Seasonal Designation	All Highway Legal Vehicles	01/01-12/31	1.300	6.590
520		Roads open to all Vehicles, with Seasonal Designation	All Non-Highway Legal Vehicles, Class 1 e-bikes, Class 2 e-bikes, and Class 3 e-bikes	10/01-12/31	1.300	6.590

5520		Roads open to all Vehicles, with Seasonal Designation	All Highway Legal Vehicles	01/01-12/31	0.000	0.800
5520		Roads open to all Vehicles, with Seasonal Designation	All Non-Highway Legal Vehicles, Class 1 e-bikes, Class 2 e-bikes, and Class 3 e-bikes	10/01-12/31	0.000	0.800
565		Roads open to all Vehicles, with Seasonal Designation	All Highway Legal Vehicles	01/01-12/31	0.000	1.300
565		Roads open to all Vehicles, with Seasonal Designation	All Non-Highway Legal Vehicles, Class 1 e-bikes, Class 2 e-bikes, and Class 3 e-bikes	10/01-12/31	0.000	1.300
565AC		Roads open to all Vehicles, with Seasonal Designation	All Highway Legal Vehicles	01/01-12/31	0.000	0.010
565AC		Roads open to all Vehicles, with Seasonal Designation	All Non-Highway Legal Vehicles, Class 1 e-bikes, Class 2 e-bikes, and Class 3 e-bikes	10/01-12/31	0.000	0.010
68		Roads open to all Vehicles, with Seasonal Designation	All Highway Legal Vehicles	01/01-12/31	0.000	6.491
68		Roads open to all Vehicles, with Seasonal Designation	All Non-Highway Legal Vehicles, Class 1 e-bikes, Class 2 e-bikes, and Class 3 e-bikes	10/01-12/31	0.000	6.491
73HC		Roads open to all Vehicles, with Seasonal Designation	All Highway Legal Vehicles	01/01-12/31	0.000	0.030

73HC		Roads open to all Vehicles, with Seasonal Designation	All Non-Highway Legal Vehicles, Class 1 e-bikes, Class 2 e-bikes, and Class 3 e-bikes	10/01-12/31	0.000	0.030
785		Roads open to all Vehicles, with Seasonal Designation	All Highway Legal Vehicles	01/01-12/31	0.000	0.570
785		Roads open to all Vehicles, with Seasonal Designation	All Non-Highway Legal Vehicles, Class 1 e-bikes, Class 2 e-bikes, and Class 3 e-bikes	10/01-12/31	0.000	0.570
792		Roads open to all Vehicles, with Seasonal Designation	All Highway Legal Vehicles	01/01-12/31	0.000	2.125
792		Roads open to all Vehicles, with Seasonal Designation	All Non-Highway Legal Vehicles, Class 1 e-bikes, Class 2 e-bikes, and Class 3 e-bikes	10/01-12/31	0.000	2.125
81		Special Vehicle Designation	Four Wheel Drive Non-Highway Legal Vehicles Wider Than 50 Inches, ATVs, Motorcycles, Other Non-Highway Legal Vehicles 50 Inches Wide or Less (Other Wheeled Non-Highway Legal Vehicles 50 Inches Wide or Less and Tracked Non-Highway Legal Vehicles 50 Inches Wide or Less), Class 1 e-bikes, Class 2 e-bikes, and Class 3 e-bikes	01/01-12/31	0.000	20.360
813		Roads open to all Vehicles, with Seasonal Designation	All Highway Legal Vehicles	01/01-12/31	0.000	1.900



813		Roads open to all Vehicles, with Seasonal Designation	All Non-Highway Legal Vehicles, Class 1 e-bikes, Class 2 e-bikes, and Class 3 e-bikes	10/01-12/31	0.000	1.900
859		Roads open to all Vehicles, with Seasonal Designation	All Highway Legal Vehicles	01/01-12/31	1.443	3.250
859		Roads open to all Vehicles, with Seasonal Designation	All Non-Highway Legal Vehicles, Class 1 e-bikes, Class 2 e-bikes, and Class 3 e-bikes	09/01-02/29	1.443	3.250
891		Roads open to all Vehicles, with Seasonal Designation	All Highway Legal Vehicles	01/01-12/31	0.000	1.400
891		Roads open to all Vehicles, with Seasonal Designation	All Non-Highway Legal Vehicles, Class 1 e-bikes, Class 2 e-bikes, and Class 3 e-bikes	10/01-12/31	0.000	1.400
903		Roads open to all Vehicles, with Seasonal Designation	All Highway Legal Vehicles	01/01-12/31	2.170	5.772
903		Roads open to all Vehicles, with Seasonal Designation	All Non-Highway Legal Vehicles, Class 1 e-bikes, Class 2 e-bikes, and Class 3 e-bikes	10/01-12/31	2.170	5.772
922		Roads open to all Vehicles, with Seasonal Designation	All Highway Legal Vehicles	01/01-12/31	0.000	1.460
922		Roads open to all Vehicles, with Seasonal Designation	All Non-Highway Legal Vehicles, Class 1 e-bikes, Class 2 e-bikes, and Class 3 e-bikes	10/01-12/31	0.000	1.460

C39		Roads open to all Vehicles, with Seasonal Designation	All Highway Legal Vehicles	01/01-12/31	0.000	0.021
C39		Roads open to all Vehicles, with Seasonal Designation	All Non-Highway Legal Vehicles, Class 1 e-bikes, Class 2 e-bikes, and Class 3 e-bikes	09/01-02/29	0.000	0.021
C39D		Roads open to all Vehicles, with Seasonal Designation	All Highway Legal Vehicles	01/01-12/31	0.000	0.130
C39D		Roads open to all Vehicles, with Seasonal Designation	All Non-Highway Legal Vehicles, Class 1 e-bikes, Class 2 e-bikes, and Class 3 e-bikes	10/01-12/31	0.000	0.130
C40A		Roads open to all Vehicles, with Seasonal Designation	All Highway Legal Vehicles	01/01-12/31	0.000	0.900
C40A		Roads open to all Vehicles, with Seasonal Designation	All Non-Highway Legal Vehicles, Class 1 e-bikes, Class 2 e-bikes, and Class 3 e-bikes	09/01-02/29	0.000	0.900
C41		Roads open to all Vehicles, with Seasonal Designation	All Highway Legal Vehicles	01/01-12/31	0.000	0.040
C41		Roads open to all Vehicles, with Seasonal Designation	All Non-Highway Legal Vehicles, Class 1 e-bikes, Class 2 e-bikes, and Class 3 e-bikes	09/01-02/29	0.000	0.040
C62		Roads open to all Vehicles, with Seasonal Designation	Seasonal Designation	10/01-12/31	0.000	0.500

C62A		Roads open to all Vehicles, with Seasonal Designation	All Highway Legal Vehicles	01/01-12/31	0.000	0.470
C62A		Roads open to all Vehicles, with Seasonal Designation	All Non-Highway Legal Vehicles, Class 1 e-bikes, Class 2 e-bikes, and Class 3 e-bikes	09/01-02/29	0.000	0.470
C74		Roads open to all Vehicles, with Seasonal Designation	All Highway Legal Vehicles	01/01-12/31	0.000	0.100
C74		Roads open to all Vehicles, with Seasonal Designation	All Non-Highway Legal Vehicles, Class 1 e-bikes, Class 2 e-bikes, and Class 3 e-bikes	10/01-12/31	0.000	0.100
W24		Roads open to all Vehicles, with Seasonal Designation	All Highway Legal Vehicles	01/01-12/31	0.000	1.157
W24		Roads open to all Vehicles, with Seasonal Designation	All Non-Highway Legal Vehicles, Class 1 e-bikes, Class 2 e-bikes, and Class 3 e-bikes	10/01-12/31	0.000	1.157
W24A		Roads open to all Vehicles, with Seasonal Designation	All Highway Legal Vehicles	01/01-12/31	0.000	0.836
W24A		Roads open to all Vehicles, with Seasonal Designation	All Non-Highway Legal Vehicles, Class 1 e-bikes, Class 2 e-bikes, and Class 3 e-bikes	10/01-12/31	0.000	0.836
W24AC		Roads open to all Vehicles, with Seasonal Designation	All Highway Legal Vehicles	01/01-12/31	0.000	0.010

W24AC		Roads open to all Vehicles, with Seasonal Designation	All Non-Highway Legal Vehicles, Class 1 e-bikes, Class 2 e-bikes, and Class 3 e-bikes	10/01-12/31	0.000	0.010
W30B		Roads open to all Vehicles, with Seasonal Designation	All Highway Legal Vehicles	01/01-12/31	0.000	1.400
W30B		Roads open to all Vehicles, with Seasonal Designation	All Non-Highway Legal Vehicles, Class 1 e-bikes, Class 2 e-bikes, and Class 3 e-bikes	10/01-12/31	0.000	1.400
W34D		Roads open to all Vehicles, with Seasonal Designation	All Highway Legal Vehicles	01/01-12/31	0.000	0.890
W34D		Roads open to all Vehicles, with Seasonal Designation	All Non-Highway Legal Vehicles, Class 1 e-bikes, Class 2 e-bikes, and Class 3 e-bikes	10/01-12/31	0.000	0.890
W58A		Roads open to all Vehicles, with Seasonal Designation	All Highway Legal Vehicles	01/01-12/31	0.000	1.600
W58A		Roads open to all Vehicles, with Seasonal Designation	All Non-Highway Legal Vehicles, Class 1 e-bikes, Class 2 e-bikes, and Class 3 e-bikes	10/01-12/31	0.000	1.600
W66		Roads open to all Vehicles, with Seasonal Designation	All Highway Legal Vehicles	01/01-12/31	0.000	0.600
W66		Roads open to all Vehicles, with Seasonal Designation	All Non-Highway Legal Vehicles, Class 1 e-bikes, Class 2 e-bikes, and Class 3 e-bikes	10/01-12/31	0.000	0.600

W67		Roads open to all Vehicles, with Seasonal Designation	All Highway Legal Vehicles	01/01-12/31	0.000	0.600
W67		Roads open to all Vehicles, with Seasonal Designation	All Non-Highway Legal Vehicles, Class 1 e-bikes, Class 2 e-bikes, and Class 3 e-bikes	10/01-12/31	0.000	0.600
W74		Roads open to all Vehicles, with Seasonal Designation	All Highway Legal Vehicles	01/01-12/31	0.000	0.867
W74		Roads open to all Vehicles, with Seasonal Designation	All Non-Highway Legal Vehicles, Class 1 e-bikes, Class 2 e-bikes, and Class 3 e-bikes	10/01-12/31	0.000	0.867
W74A		Roads open to all Vehicles, with Seasonal Designation	All Highway Legal Vehicles	01/01-12/31	0.000	0.209
W74A		Roads open to all Vehicles, with Seasonal Designation	All Non-Highway Legal Vehicles, Class 1 e-bikes, Class 2 e-bikes, and Class 3 e-bikes	10/01-12/31	0.000	0.209
W82		Roads open to all Vehicles, with Seasonal Designation	All Highway Legal Vehicles	01/01-12/31	0.000	1.400
W82		Roads open to all Vehicles, with Seasonal Designation	All Non-Highway Legal Vehicles, Class 1 e-bikes, Class 2 e-bikes, and Class 3 e-bikes	10/01-12/31	0.000	1.400

WP1, WP510, WP836	-----	Special Vehicle Designation	Passenger Vehicles, High Clearance Vehicles, Four Wheel Drive Non-Highway Legal Vehicles Wider Than 50 Inches, All Wheeled Vehicles 50 Inches Wide or Less, Class 1 e-bikes, Class 2 e-bikes, and Class 3 e-bikes	01/01-12/31		
WP510A	-----	Special Vehicle Designation	Passenger Vehicles, High Clearance Vehicles, Four Wheel Drive Non-Highway Legal Vehicles Wider Than 50 Inches, ATVs, Motorcycles, Class 1 e-bikes, Class 2 e-bikes, and Class 3 e-bikes	01/01-12/31	0.000	1.184
WP614	-----	Special Vehicle Designation, with Seasonal Designation	ATVs, Class 1 e-bikes, Class 2 e-bikes, and Class 3 e-bikes	01/01-01/02,03/10-10/31,11/20-11/25,12/25-12/31	0.000	2.177
WP614	-----	Special Vehicle Designation, with Seasonal Designation	Four Wheel Drive Non-Highway Legal Vehicles Wider Than 50 Inches, Motorcycles, and Other Wheeled Non-Highway Legal Vehicles 50 Inches Wide or Less	01/01-12/31	0.372	2.177
WP614, WP6W	-----	Special Vehicle Designation, with Seasonal Designation	Passenger Vehicles, High Clearance Vehicles, Four Wheel Drive Non-Highway Legal Vehicles Wider Than 50 Inches, Motorcycles, and Other Wheeled Non-Highway Legal Vehicles 50 Inches Wide or Less	01/01-12/31		
WP624, WP6W	-----	Special Vehicle Designation, with Seasonal Designation	ATVs, Class 1 e-bikes, Class 2 e-bikes, and Class 3 e-bikes	01/01-01/02,03/10-10/31,11/20-11/25,12/25-12/31		

WP624	=====	Special Vehicle Designation, with Seasonal Designation	Four Wheel Drive Non-Highway Legal Vehicles Wider Than 50 Inches, Motorcycles, and Other Wheeled Non-Highway Legal Vehicles 50 Inches Wide or Less	01/01-12/31	0.000	0.804
WP6E	=====	Special Vehicle Designation, with Seasonal Designation	ATVs, Class 1 e-bikes, Class 2 e-bikes, and Class 3 e-bikes	01/01-01/02,03/10-10/31,11/20-11/25,12/25-12/31	0.000	3.308
WP6E	=====	Special Vehicle Designation, with Seasonal Designation	Four Wheel Drive Non-Highway Legal Vehicles Wider Than 50 Inches and Motorcycles	01/01-12/31	0.000	3.308
WP8	=====	Special Vehicle Designation, with Seasonal Designation	ATVs, Class 1 e-bikes, Class 2 e-bikes, and Class 3 e-bikes	01/01-01/02,03/10-10/31,11/20-11/25,12/25-12/31	3.108	4.660
WP8	=====	Special Vehicle Designation, with Seasonal Designation	Four Wheel Drive Non-Highway Legal Vehicles Wider Than 50 Inches, Motorcycles, and Other Wheeled Non-Highway Legal Vehicles 50 Inches Wide or Less	01/01-12/31	3.108	4.660
WP95	=====	Special Vehicle Designation	Passenger Vehicles, High Clearance Vehicles, Four Wheel Drive Non-Highway Legal Vehicles Wider Than 50 Inches, Other Non-Highway Legal Vehicles Wider Than 50 Inches, ATVs, Motorcycles, Class 1 e-bikes, Class 2 e-bikes, and Class 3 e-bikes	01/01-12/31	0.000	1.062