




United States Department of Agriculture

Bighorn National Forest Junior Ranger Activity Book



Forest Service

FS-1044

March 2020



Welcome, future Junior Ranger!



This book is filled with the necessary activities you must complete to become a Bighorn National Forest Junior Ranger.

Please complete an activity for every year of your age. If you are nine or older, you must complete the entire book!

Once you have finished, return it to the Shell Falls Visitor Center or one of our local offices in Greybull, Buffalo, or Sheridan to check your answers, be sworn in, and receive your pin.

JUNIOR RANGER CODE

As a Junior Ranger I promise to:

1. Explore other National Forests and share with others what I have learned.
2. Obey all safety rules.
3. Leave plants, animals, and historical objects in the forest as I found them to help protect natural and cultural resources.
4. Take pride in our National Forests! Protect and preserve their natural and cultural resources.

If you can't find the answer to an activity, ask a Ranger!


We are happy to help you learn.



Crossword Puzzle

Activity 1

Directions: Use the key below to fill in the blanks and finish the puzzle.



Across

1. Largest in deer family
2. Caused by lightning
3. Highest peak in forest
4. Contains falls and visitor center
5. Trash discarded improperly
6. Yellow Bellied _____
7. Often referred to as "bighorns"

Down

1. Most common tree in forest
2. Only bear found here
3. Someone who studies rocks
4. Fire safety icon
5. Keep a _____ campsite
6. Purple flower on a long stalk



Leave No Trace

Activity 2

Directions: Each Letter below describes a forest object related to Leave No Trace. Pick what you think fits and draw it in the correlating box.

- A. Leaving these for the bees and other pollinators means more for our enjoyment next year, as well as providing us a food source.
- B. Pack it in, Pack it out: There is not one of these many items you should leave behind.
- C. Make sure you put this dead-out before leaving a campsite.
- D. These fall off of elk and deer and are often collected for decorating. However, when you leave them to naturally deteriorate, they provide much needed biomass for ecosystems.
- E. Keep wildlife wild: Let animals forage for themselves naturally and never try to feed any animal, no matter how small. Can you draw something animals should NOT eat?
- F. Enjoying nature sometimes means leaving these human noises and distractions behind – using them can ruin yours or other camper’s nature experiences.

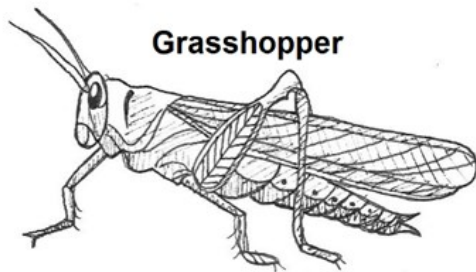
A.	B.
C.	D.
E.	F.



Wyoming Ecosystems

Activity 3

Directions: Draw a line connecting each consumer with its food.



Grasshopper




Fungi



Rodents



Bighorn Sheep



Snakes




Wildflowers



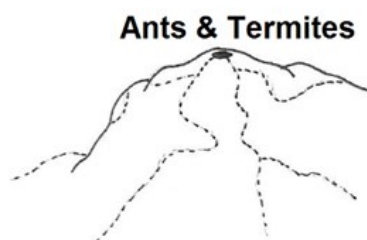
Wolves



Barn Owl



Birds



Ants & Termites



Grasses



Fill in the Blank

Activity 4

Directions: Use the keywords to fill in the Bighorn facts below.

Dewlap
Horns
Rocks
Grizzly bears
Weasels

Antlers
Hare
Vegetation
Native
Wildflowers

1. A black bears diet consists of 90% _____.
2. Male moose and elk have _____ they lose once a year in the springtime.
3. All bighorn sheep have _____ that they never lose.
4. _____ are common habitat for many forest animals, like marmots and chipmunks.
5. The higher the elevation, the later in the season the _____ bloom and provide food for animals like mule deer.
6. Moose have a long beard on their chin called a _____.
7. Wolves and _____ once inhabited this forest but were hunted out last century.
8. A Pika is a tiny member of the _____ family that live at higher elevations and collect food to eat all through winter since they do not hibernate.
9. Moose are not _____ but were brought in and released by humans.
10. The mountains are home to many types of _____, like mink and ermine.





Connect the Dots

Activity 5

Directions: Connect the dots to create the portrait of this famous forest icon who has the longest running public service message in the country.





Forest Bingo

Activity 6

Directions: Mark off each item you've seen during your visit to the forest. It's okay if you don't get a bingo!

 Marmot	 Bluebird	 Ranger	 Moose	 Flag
 Pine Tree	 Geology	 Butterfly	 Hiking Trail	 Lupine
 Creek	 Deer	 Free	 Waterfall	 Lodge
 Visitor Center	 Animal Bones	 Chipmunk	 Aspen	 Steep Grade
 Cabin	 Camping	 Twin Buttes	 Hiking Shoes	 Elk



Word Search

Activity 7

Directions: Find the underlined words in the puzzle below

1. Medicine Wheel is a national historic landmark that is still used today by many Native American tribes.
2. A National Forest cares for the land and serves the people.
3. A Bull Elk is a male elk, and are second only to moose as the largest hoofed animal in the Bighorns.
4. The Pine Beetle is a native insect that lays its eggs under the bark of trees, often causing the tree to die.
5. Indian Paintbrush is the State flower of Wyoming.
6. *Ursus* Americanus, or black bear, are 90% vegetarian.
7. Invasive plants and animals can be hazardous to native species and ruin ecosystems.
8. A Fossil can be formed through petrification, where a natural mold is left and not found for millions of years.
9. Quaking Aspen is a tree that can grow from 16 to 100 feet tall and will turn yellow and red in the autumn.
10. Black Mountain is a hike on Forest Road 16 to an abandoned fire lookout.
11. Wilderness areas do not allow any motorized or mechanized devices and are kept as pristine as possible.
12. Grazing of cattle and sheep is allowed on National Forest Service land by permit.
13. Riparian communities are found in and around bodies of water or marshes.

G L T H T L Z J X O C B L S X
W N G E I E R K K D Z Z G U H
X L Q M R E V I W R D A H N C
U X B W J H K C A L B B S A W
P U C C D W Q R I K E U U C R
L W I L D E R N E S S T R I E
T Q T P U N F O R E S T B R T
B U C O Y I F O S S I L T E K
U A W G R C G M I Q J H N M U
L K M N A I R A P I R E I A K
L I N W E D N X C O E G A E J
E N P I N E B E E T L E P S B
L G U Q K M I R O O M P P U F
K G K E V I S A V N I M U J E
R Y G N I Z A R G H K O Y E E



Let's Go Hiking

Activity 8

Directions: Circle the items that you would take in your day hike pack, opposed to those you would leave behind.



Hiking Tips:

1. Your group should always let someone know where you are going hiking and when you'll be back. When you are finished, let them know.
2. Learn about the area you are visiting ahead of time. This will let you pack properly, pick hikes that are your experience level, and learn the unique rules of that forest or park.
3. If you pack it in, pack it out. Make sure you leave no litter behind and leave a trail or campsite better than you found it. Litter includes plastic, cans, wrappers, and even food and fruit waste, like apple cores and banana peels that can harm wildlife.
4. Plan ahead and prepare to make sure you are taking enough water, snacks, and proper clothing. You don't want to be caught in a rain or snow storm in shorts and sandals!



True or False?

Activity 9

Directions: Decide whether you think each statement is True or False .

1. **T/F** A National Forest is the “Land of Many Uses,” and allows activities like removal of firewood, timber, and even trails for ATV’s and horses.
2. **T/F** You do not need a license to hunt game in a national forest.
3. **T/F** Bighorn National Forest allows camping in most places if you follow certain guide-lines.
4. **T/F** A ‘Wilderness’, like our Cloud Peak Wilderness, is designed for off road vehicles and mountain biking.
5. **T/F** It’s good for the environment to set up a campsite right on lakes, creeks, and rivers.
6. **T/F** An animal or plant that is exotic to the forest can cause damage to the land and native species.
7. **T/F** Cattle and sheep grazing is never allowed on National Forest land.
8. **T/F** National Parks and National Forests are managed the same.
9. **T/F** Gold has been and can still be mined in the Bighorns.
10. **T/F** Bighorn National Forest was named after the large antlers of its resident elk.



Congratulations, Junior Ranger!

You've made it!



"I give my pledge as a Junior Forest Ranger to save and faithfully defend from waste the natural resources of my country— its soil and minerals, its forests, its flowers and trees, its waters, and its wildlife."

Junior Ranger Name: _____

Ranger on Duty: _____

Date: _____

About this Booklet: This Junior Forest Ranger booklet was created by Ranger Haylan Teel at Bighorn National Forest, 2017. Credits of graphics: • Front/Back Cover - original artwork by Haylan Teel (HT) • Activity 3- Original artwork by HT • Activity 4: ClipArt ETC (Educational Technology Clearinghouse) • Activity 5-Original artwork by HT • Activity 6-www.clipartpanda.com & www.openclipart.org • Activity 7 atozteacherstuff.com • Activity 8-www.clipartpanda.com.