


## How to Self-Subscribe to Other Forest Service Projects and fill out Questions

1) Visit here: [Self Subscribe Link](#)

2) Enter email address and click **Submit** to login



**Email Updates**

To sign up for updates or to access your subscriber preferences, please enter your contact information below.

\*Email Address

3) Click **Add Subscriptions** link

Welcome jsmit@phaseonecg.com

**Subscriptions** Preferences Questions

**Subscriptions**

You are subscribed to the following topics:

Topic	Check to Delete
Gypsum Creek C&H Allotment Grazing Analysis	<input type="checkbox"/>
MLM Administrator Community	<input type="checkbox"/>
Xavi Forest Book	<input type="checkbox"/>

[Delete my account](#)  
[Add Subscriptions](#)  
[View Subscription Update History](#)

Your contact information is used to deliver requested updates or to access your subscriber preferences.

[Privacy Policy](#) - [Help](#)

4) Scroll down to the desired Forest category(ies)

- Click the expand button (+) to view the subscription categories and projects

**Quick Subscribe for jsmit@phaseonecg.com**  
USDA Forest Service offers updates on the topics below. Subscribe by checking the boxes  
unsubscribe by unchecking the boxes.  
Access your [subscriber preferences](#) to update your subscriptions or modify your password or  
email address without adding subscriptions.

- ☐ All Forest-level Units
- ☐ Arapaho and Roosevelt National Forests
- ☐ Ashley National Forest
- ☐ Bighorn National Forest
- ☐ Boise National Forest
- ☐ Caribou-Targhee National Forest
- ☐ Carson National Forest
- ☐ Chequamegon / Nicolet National Forest
- ☐ Cherokee National Forest
- ☐ Chippewa National Forest
- ☐ Chugach National Forest

5) Check the category(ies) and/or project(s) mailing list boxes that interest you

- Project: you will sign up for an individual electronic mailing list
- Category: you will sign up for all current AND future electronic mailing lists associated with this area of interest

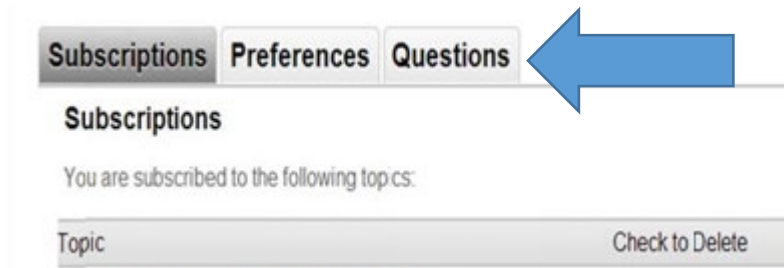
- ☐ **East Zone/Eagle Ranger District**
  - ☒ Sweetwater Lake Land Exchange **Project**
  - ☐ Town of Gypsum - LEDE Reservoir Enlargement
- ☒ **East Zone/Holy Cross Ranger District** **Category**
  - ☒ Gypsum Creek C&H Allotment Grazing Analysis
  - ☒ Lake Creek/Deep Creek Grazing Analysis
  - ☒ Piney River Project (2012)
  - ☒ TransRockies Run (Special Event)
  - ☒ Two Elk Fish Barrier
  - ☒ Eagle/Holy Cross 2013 Motor Vehicle Use Map Update

**Submit** **Cancel**

6) Click **Submit**

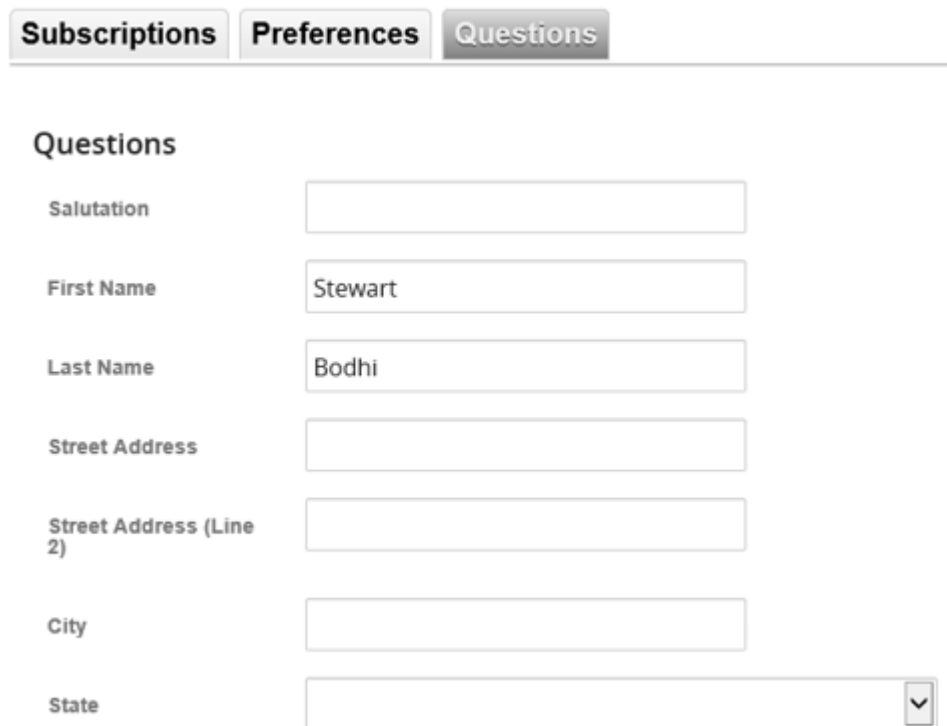
7) The USDA Forest Service will send you a subscription confirmation email

8) (Optional Step) Navigate back to the Subscriber Preferences page and click on the Questions tab:



The screenshot shows the 'Subscriber Preferences' interface. At the top, there are three tabs: 'Subscriptions', 'Preferences', and 'Questions'. A large blue arrow points to the 'Questions' tab. Below the tabs, the 'Subscriptions' section is visible, showing the text 'You are subscribed to the following topics:' and a table with a header 'Topic' and a button 'Check to Delete'.

9) Fill out the demographic information in each of the fields and click submit when finished



The screenshot shows the 'Questions' tab selected. The 'Subscriptions' and 'Preferences' tabs are also visible. Below the tabs, the 'Questions' section is displayed. It contains several form fields for demographic information: 'Salutation', 'First Name' (filled with 'Stewart'), 'Last Name' (filled with 'Bodhi'), 'Street Address', 'Street Address (Line 2)', 'City', and 'State' (a dropdown menu).

(Note that not all fields are show in the image above)