



Strawberry Pt. Campground

Eldorado National Forest Pacific Ranger District

Location

23 miles east of Placerville on Highway 50 and 11 miles north on Ice House Road (Forest Road 3), and (right) 3 miles on Ice House/Wrights Lake Tie Road (Forest Road 32).

Activities/Facilities Within 5 Miles

- ⇒ Swimming
- ⇒ Fishing
- ⇒ Picnic Area at Ice House Campground
- ⇒ Boat Ramp at Ice House Campground
- ⇒ Ice House Bike Trail

Things You Should Know

- ◆ **No Reservations. Sites available on a first-come, first-served basis.**
- ◆ **CAUTION:** There are bears in the area. Please keep all foods, soaps, and garbage properly stored in bear boxes.
- ◆ On north side of Ice House Reservoir.
- ◆ Single units are limited to 2 vehicle and 6 people per site. An additional fee will be charged for an extra vehicle if the parking spur will accommodate it.
 - ◇ Vehicle = Any equipment that is required to be licensed/registered. Includes RVs, trailers, cars/trucks, boat/car trailer, motorcycle/atv, etc. Vehicles parked in a truck or on a trailer are not counted separately.
- ◆ Keep family pets on a leash at all times.
- ◆ Use the grill or fire ring provided and make sure your fire is dead out before leaving. Use only water, not soil. Use only dead and down wood for your campfires.
- ◆ Check ahead. Campfires may not be allowed during fire restrictions.



Information	
General Season (depending on snowfall)	Memorial Weekend to November 1st
Elevation	5,500 feet
Operated by	USFS
Fee	Yes
Reservations	No
Interagency Passes	Accepted for Single Family Units
Checkout Time	1:00 PM
Maximum Stay Limit (developed campground)	14 days per district/yr
Pets Allowed	On a Leash
Number Of Units	10
Tent Units #	None
Tent, Trailer, or R.V. Units #	All
Walk-In Tent Sites #	None
Accessible Campsites	See Map
Picnic Sites	No
Group Sites	No
Piped Water	No. Bring water.
Toilet Type	Vault
Accessible Toilets	All
Recycle Containers	CRV aluminum & plastic
Showers	No
Tables	Yes
Grills	Yes
Fire Rings	Yes
Bear Boxes	No
Hook-Ups	No
Dump Station Nearby	At Ice House Campground

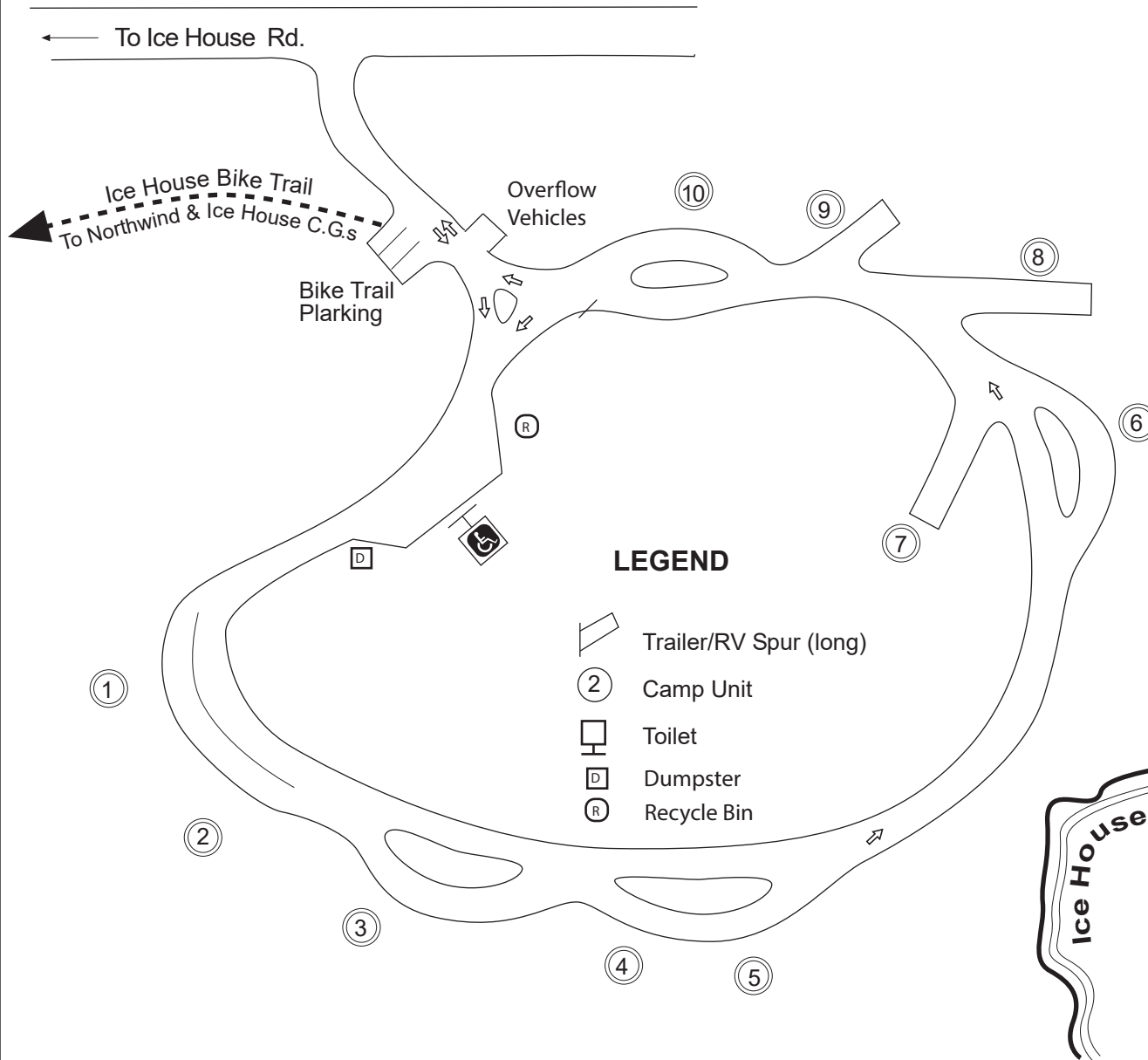


USDA is an equal opportunity provider and employer.






Forest Service

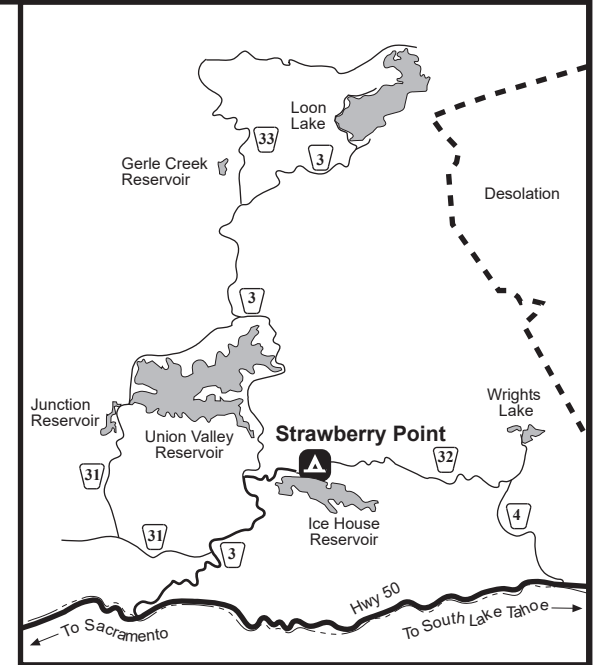
Strawberry Point Campground

Pacific Ranger District
Eldorado National Forest





LEGEND

-  Trailer/RV Spur (long)
-  Camp Unit
-  Toilet
-  Dumpster
-  Recycle Bin



Location Map

Campsite Accessibility Level For People with Disabilities

-  Easy Access
-  Moderate Access
-  Difficult Access
-  Not Accessible